




Edged Doors Product Brochure

Opening Opportunities





Your kitchen is
the heart of your
home - a place of
creativity and
memories.

Your cabinetry should be both functional and beautiful. You deserve to work with a company that shares your passion for quality and creativity – a company that has your back, is flexible, and produces doors that you can be proud of time and time again. We get it.

Opening Opportunities. **Welcome to Sage® Doors.**




Explore our
exclusive range
of products.



We know that in order to make the best doors, we need to work with the best. Materials. Men. Machinery. They all work together hand-in-hand.

That's why we've spent years investing into and refining our ever-growing range of cabinetry door products.

We know that sometimes you need a special shape to fit your design. So we have options that enable you to customise our edged door products with the following shapes and angles. These are laseredged to match the rest of your doors.



Shapes

Can be for something everyday like a pantry shelf, or for something special such as a custom shelving unit or doors with a unique shape.



Handle Cut-Outs

Perfect for wardrobe and laundry spaces! The dimensions and shape of the cut-out can be adjusted.



Thick Panels

Ideal for end panels or shelves. We offer panels in the following thicknesses: 18, 24, 30, 36 and 60mm.



Profile Handles

Perfect for that handle-free look. With one seamless edge, profile handles are soft and ergonomic to the touch.



Angled Edges

Designed for a mitred-end-panel detail, or for angled edges on panels to fit into a shaped room. Available in any angle 10-45°.

A Kiwi family business.

John Posthuma started the business when he was 24 years old. 42 years later, some things have changed – however, the most important things remain the same.

The business started out making Sage® Commerical RollerDoors™ that we still make to this day. We later developed our single-sided RollerDoors™, a space saving door solution that is used in homes all over New Zealand.

In 2013, we introduced the world of seamlessly edged doors to New Zealand, by investing in laseredge technology – an edging detail where the edgetape gets melted onto the edge of the board instead of using traditional gluing methods.

We have spent the past ten years investing into and developing our systems, products and machinery to ensure we are offering you the best product and can be flexible to your needs.

We have trademarked our edge, Invisedge®, to give you certainty and consistency when choosing any of our products.

It's not just laseredge, it's Invisedge®.

Sage® Doors has changed over the past 42 years, but we'll remain a Kiwi family business, with John's children continuing the business into the next generation.





Charlotte Minty Interior Design |
Invisedge® Warm White Naturale



Edged Doors

Invisedge®

Melamine doors
with an
invisible edge.

Imagine a melamine door with a seamless edge and no glue line – a door that can be used anywhere – from a kitchen reno on a budget, to a high spec home, to a commercial project.

Invisedge® doors are designed to fit a budget, while being a durable alternative to a lacquered finish, with our signature laseredge seamless edge to create a classy melamine door.

Custom Options



Handle Cut-Outs



22 Colours



Profile Handles



Angled Edges



3650 x 1210mm



Shaped Panels



18, 25, 30, 36 & 60mm



Charlotte Minty Interior Design |
Invisedge® Warm White Naturele



Edged Doors

Acrymatte®

Cabinet doors
with a luxurious,
soft matte feel.

Acrymatte® is an acrylic matte surface for doors – edged with our special Invisedge® to create a seamless door. Smooth and soft to the touch, Acrymatte® has a luxuriously soft feel and superior depth of colour, to add a sense of luxury to your home.

Custom Options

 Handle Cut-Outs


 7 Colours

 Angled Edges

 Profile Handles

 Shaped Panels


 2775 x 1195mm

 18, 32, 36 & 60mm

Sage® Doors |
Acrymatte® Takahe
with handle cut-out



Kitchens with Zest | Acrymatte® Eclipse



Workshop Designs | Acrymatte® Eclipse



Workshop Designs |
Acrymatte® with profile handle







Vogue Kitchens | Acrygloss® Glacier










Edged Doors

Acrygloss®

Cabinet doors
with a mirror-
like glossy finish.



Custom Options

- | | |
|---|---|
|  Handle Cut-Outs |  7 Colours |
|  Profile Handles |  Angled Edges |
|  2775 x 1195mm |  Shaped Panels |
|  18, 32, 36 & 60mm | |

High gloss is a timeless look that has stood the test of time. Acrygloss® is an acrylic gloss surface for doors, edged with our special Invisedge® to create a seamless door. Acrygloss® features a high scratch resistant surface, creating a quality door that is easy to clean and will last.



Fraser Horton |
Timbalook® Matakana



Sage® Doors | Timbalook® Taranaki



Edged Doors

Timbalook®

Cabinet doors
with textures
inspired by
nature.



Nest Interiors & Design | Timbalook® Rangitoto

Custom Options



Handle Cut-Outs



Profile Handles



2775 x 2045mm



18, 36 & 60mm



7 Colours



Angled Edges



Shaped Panels

What if you could have a durable door that looks like a veneer, but without the limitations of a natural veneer? Timbalook® features a synchronised texture and picture to create a realistic look and feel that imitates real timber. It's easy to clean, durable and will not change colour quickly like a natural timber product.



Edged Doors



Bringing the
textures of
concrete indoors.

Custom Options



Handle Cut-Outs



3 Colours



Angled Edges



Profile Handles



Shaped Panels



2775 × 2045mm



18, 36 & 60mm

Concrete is a timeless, familiar look. Lookcrete® brings the rich texture indoors, in a product that can be used for cabinetry, wall panels, and other areas. Featuring a melamine with a unique texture, we work closely with our suppliers in Europe to bring something unique for you to love.



Nautical Homes Coromandel Ltd | Lookcrete® Matala + Timbalook® Taranaki



Sage® Doors | Textaura® Sophie



Edged Doors

Textaura®

Classy and
sophisticated.

Marble, the queen of surfaces, adds a touch of sophisticated grace to your design. 'Sophie' is a melamine marble that can be easily used for wall panels, cabinetry and shop-fittings, giving the ambience of class and sophistication, while not breaking the bank. What more could you want?

Custom Options



Handle Cut-Outs



1 Colour



Profile Handles



Angled Edges



2775 x 2045mm



Shaped Panels



18, 36 & 60mm



Sage® Doors | Textaura® Sophie



Mangawhai Design | Optidoor® Florida



Profile Doors

Optidoor®

Paintable doors
with limitless
custom profiles.



Custom Options



34 Profiles



Pre-Drilling



FlexiPanels™



3650 × 1210mm



18, 21, 24 & 30mm

Are you looking for a profile door instead of a flat door? Perhaps you're after a traditional frame door, or maybe you would like a modern linear profile? We've got you covered with our wide range of customisable Optidoor® profiles. Check out our Optidoor® brochure or visit our website for all the details!

Your kitchen is
the heart of
your home.

**Your cabinetry should be
both functional and beautiful.
It should suit your family,
your home, and your story.**

We understand that it's important to see and feel a product before finalising your design. The best way to do this is by selecting from colour samples or viewing a showroom where our products are installed.


Your cabinetmaker should have

our product samples; however, if you require a specific sample, get in touch and we will courier it directly to you.

On our website, you'll find a showroom directory that includes showrooms all over New Zealand that have our products installed on cabinetry.

We also have a large showroom in Albany, Auckland – we welcome you to visit anytime!





SAGE[®] DOORS[®]

☎ 0800 507 243

🌐 sagedoors.co.nz 📘 📷

Invisedge[®]

Acrymatte[®]

Acrygloss[®]

Lookcrete[®]

Timbalook[®]

Textaura[®]

Optidoor[®]

RollerDoors[®]

Alphatape[®]

Charlotte Minty Interior Design | Invisedge[®] Warm White Naturele