

# Sage Commercial Servedy Door

## Technical Information



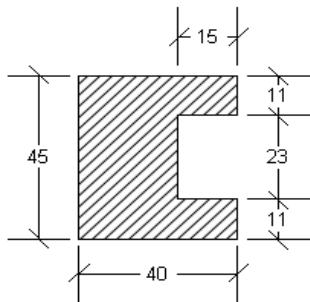
- Solid 20 x 45mm Western Red Cedar slats, fine sanded
- Stainless steel straps run through the centre of the slats to hold the slats in place
- Supplied with socket bolts
- 2 routed handles on the inside of the bottom handrail
- 10 year warranty

### Fixing Options

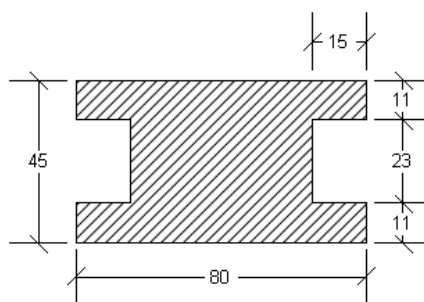


### Guides and Mullion Dimensions

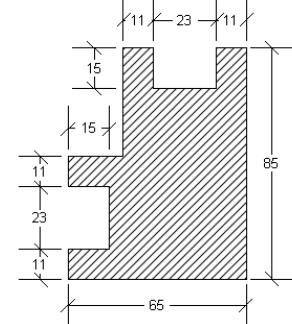
A-Fix and B-Fix Guides



Centre Mullion

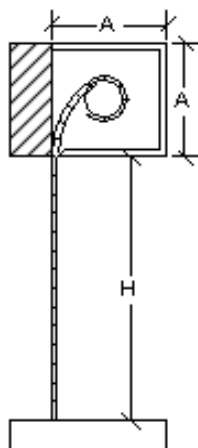


Corner Mullion



- Both the centre and the corner mullions can be made removable on request

### Head Case Dimensions (A)



300mm x 300mm  
for doors up to  
1500mm in height

350mm x 350mm  
for doors over  
1500mm in height

### Maximum Sizes

1600H x 3600W

or

2000H x 2700W

For wider openings there is the option of using more than one door with removable centre or corner mullions.

If you require a Sage Commercial beyond these measurements please call us to discuss your needs.